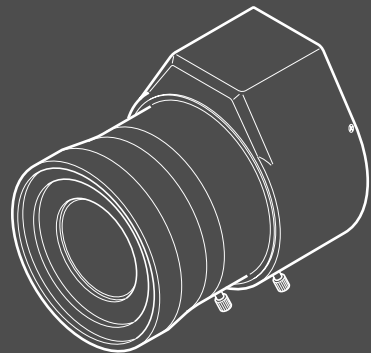


CCD CAMERA LENS (Vari-Focal Lens)

Instruction Manual

SLA-550D SLM-550



SAMSUNG CCTV LENS

CCTV LENS

SAMSUNG AUTO IRIS LENS for CCD CAMERA OPERATING INSTRUCTIONS (SLA-550D Only)

SAMSUNG Lens is aimed at sharp, crisp images and exposure accuracy under even the most adverse lighting conditions.

The iris auto-close function protects imagers and optical filters from extreme high lights when power is off.

To receive the best possible results, read the instruction manual carefully before using the lens.

CONTENTS

- LENS 3
- PART NAMES AND FUNCTION 3
- IRIS 3
- HOW TO ASSEMBLE LENS AND CS MOUNT CAMERA 4
- LINE BOUNDS 4
- CONNECTION 4
- SPECIFICATIONS 5

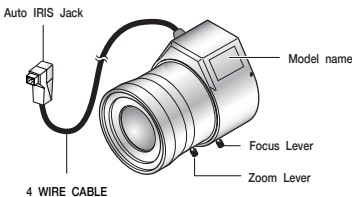
※ Specifications are subject to change without prior notice.

(SLA-550D Only)

(1) LENS

This lens embeds ND filter and takes auto iris function by Galvanometer.
And apply this lens to CCD camera that use CS mount which equip 1/3" CCD element and embed DC iris drive circuit. It has self focus and mount control function, operates DC iris function through lens and attached cable.

(2) PART NAMES AND FUNCTION



(3) IRIS

This lens have a built-in ND filter and iris by Galvanometer
This iris tool is driven by inner circuit of camera.
If power is off, its state is locked.


(SLA-550D Only)

(4) HOW TO ASSEMBLE LENS AND CS MOUNT CAMERA

- ① Set Lens selection switch (DC/video) to DC location (picture 1)
- ② Turn the lens clockwise to lock onto camera part mount screw. (When the lens locks successfully, it can turn around SLIP state)
- ③ Turn clockwise until stop by stopper even if it almost SLIP state.
- ④ From that point, if turn it anticlockwise, it moves 340 degree in SLIP state. Then set the direction as want within that range
- ⑤ Turn focus lever to adjust
- ⑥ Finally connect of lens cable to connector of camera (picture 2)



(picture 1)



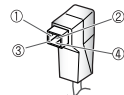
(picture 2)

Caution

This lens takes CS mount type so should be used 12.5mm FLANGE-BACK setting camera.

(5) LINE BOUNDS

- ① RED : Damping (-)
- ② BLACK : Damping (+)
- ③ WHITE : Drive (+)
- ④ GREEN : Drive (-)



● SPECIFICATION

Model Name	SLA-550D	SLM-550
Focal Length	5.0~50mm	5.0~50mm
F/No.	1.8	1.8
Mount Type	CS	CS
Image Format(Inch)	1/3"	1/3"
Angle of View	63° ~69°	63° ~69°
Back Focal Length	7.6~11.0mm	7.6~11.0mm
Iris	DC Type	Manual
DC Iris Supplied Voltage	MAX, DC 4V	-
Operating Temp.	-10° ~ +50° C	-10° ~ +50° C
Dimension	61.5(L)X44.5(W)X50.8(H)	61.5(L)X 44
Weight	140g	130g

SALES NETWORK

- SAMSUNG TECHWIN CO., LTD
145-3, SANGDAEWON1-DONG, JUNGWON-GU,
SUNGNAM-CITY, KYUNGKI-DO, KOREA 462-121
TEL : 82-31-740-8137-8141 FAX: 82-31-740-8145
- SAMSUNG OPTO-ELECTRONICS AMERICA INC.
CLOSED CIRCUIT VIDEO DIV.
40 SEAVIEW DRIVE, SECAUCUS N.J 07094, U.S.A.
TEL : 201-902-0347 FAX : 201-902-9342

DECLARATION OF CONFORMITY

Application of Council Directive(s) 89/336/EEC
 Manufacturer's Name SAMSUNG TECHWIN CO., LTD
 Manufacturer's Address SAMSUNG TECHWIN CO., LTD
 42, SUNGJU-DONG CHANGWON-CITY,
 KYUNGNAM, KOREA, 641-120

European Representative Name
 European Representative Address
 Equipment Type/Environment CCTV CAMERA LENS
 Model Name SLA-550D, SLM-550
 Beginning Serial NO. J3010001
 Year of Manufacture 2003
 Conformance to EN 55022 : 1998 Class A
 EN 50130-4 : 1995 / A1 : 1998

We, the undersigned, hereby declare that the equipment specified above conforms to the above Directive(s).

Manufacturer SAMSUNG TECHWIN CO., LTD

Legal Representative in Europe

Signature Young Taek, SON

Full Name SON YOUNG TAEK

Position QUALITY CONTROL MANAGER

Place CHANGWON, KOREA

Date 2003. 01. 06

Signature

Full Name

Position

Place

Date